



April Newsletter

Hello Kids Club Members!!

What to watch this month?



Celebrate Earth Day on April 22!

Tune in to our nature-tastic movie specials "Wild Kratts: Our Blue and Green World" and "Nature Cat's: Nature Movie Special Extraordinaire."



Click each to learn more!

HAPPY BIRTHDAY



Happy Birthday to all our members who were born in April! Click on the picture to see who's celebrating this month. We hope your special day is filled with lots of joy and fun!




Book Corner

PBS KIDS Read-Alongs

Every week, celebrities and PBS KIDS authors are reading aloud their favorite books on the PBS KIDS YouTube channel and Facebook.

Choose from "Peg + Cat" and their pizza problems, "Pinkalicious's" adventures with her pony Goldie, learn about canines with "Wild Kratts", and more.

Click on any title to see more.



Events!

Free fun! April 20 from 10 a.m. to 2 p.m. at Pohl Gym at MUW in Columbus. Click for details!



(S)



Science Safari

Sprout a Bean Seed Like Daisy from Nature Cat!

Slide a folded paper towel into a cup. Sprinkle water on the paper towel until it's damp. Put your two seeds on opposite sides of the cup and place the cup in a sunny area. Keep the towel damp, so continue to sprinkle it with water and watch it grow! Click Daisy to learn more.



(T)



Tech Tidbits

The Disappearing Bike



On "Keyshawn Solves It," join the young detective and his buddy, KiKi, as they tackle various mysteries. In episode 2, they need to figure out what happened to Keyshawn's bike before the Juneteenth Bike Parade.

Click Keyshawn to start listening to the podcast!

(E)



Engineering Explorers

Construct a Marshmallow Tower!

Using toothpicks or spaghetti noodles to connect marshmallows, learn about how to make a tower that is strong and steady. How tall can you make your tower without it falling over? When you're done, marshmallows are a tasty snack that you can share!



(A)



Art Adventures


Creative Scavenger Hunt

- Find something that writes.
- Find something that's round.
- Find something that plays music.
- Find something with wheels.
- Find something green.



What do these items have in common? (Don't forget to put all the items back where you found them!)

(M)



Math Magic

Make Chores Magical

Few people like cleaning up messes. There are ways to make it interesting. In fact, you can clean faster if you race the clock. Set a time to do one chore. Every time you do the chore, watch the clock to see if you beat your time by seconds, minutes, or hours.




Click on Digit from "Cyberchase" to learn more about time!



Eating Right!

Frozen Grapes

Did you know that grapes can be an icy treat in warmer weather? Pull the grapes off the stem and place in a sandwich bag. Leave the bag in the freezer for 2 to 3 hours. Remove and enjoy the fruit all by themselves, or in a glass of water or juice.




Just for FUN!

Crawl Like A Turtle

Get down on your hands and knees, just like a turtle. Wiggle your arms and legs slowly, pretending to crawl along the ground. Keep your shell nice and steady!

- How low can you crawl?
- How slow can you move?
- What will you make your shell?



For Grownups



We want to see you! Tag us on social media to show how well you and your child have done with the challenges found in this newsletter. You may even be featured in a future newsletter or shared on our social media!

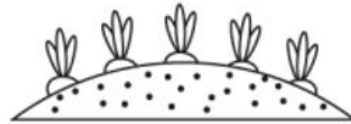
Facebook: @MPBEducation
Instagram: @mpb_learning



The Neighborhood Garden

_____ Name

Did you know that fruits and vegetables begin as seeds and grow into plants? Draw a line from the fruit or vegetable to the matching plant. Talk with your family about your favorites. Which do you want to try next?



Find more games and activities at pbskidsforparents.org

PBS KIDS and the PBS KIDS Logo are registered trademarks of Public Broadcasting Service and used with permission, Daniel Tiger's Neighborhood © 2012 The Fred Rogers Company.

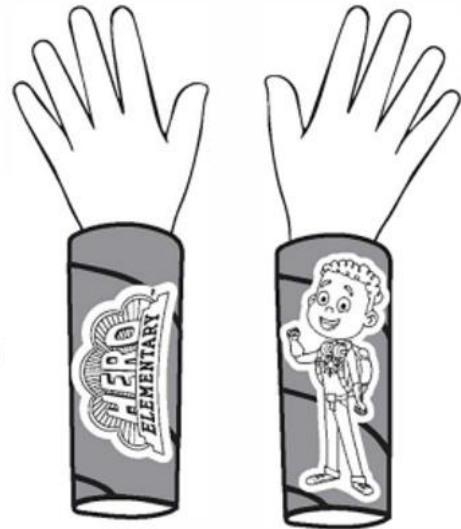


Recycled Superhero Wrist Cuffs

AJ Gadgets uses his Superpowers of Science to engineer cool new gadgets from recycled materials. Join Sparks' Crew by making your own HERO ELEMENTARY superhero wrist cuffs from empty toilet paper rolls.

Directions:

1. Find two empty toilet paper rolls and make a cut down the length of each one so that you can slip one over each wrist.
2. Decorate your superhero wrist cuffs! You can use paint, markers, glitter, yarn, fabric or your favorite art supplies.
3. Color and cut out the images below and affix one to each wrist cuff. Can you find other recycled materials from around your house to add to your cuff?
4. Wear your wrist cuffs and remember you can be a superhero by being kind and helping others!



AJ Gadgets

For more games and activities, visit pbskidsforparents.org



©2022 Twin Cities Public Television, Inc. All rights reserved. Hero Elementary characters, artwork, and underlying materials are trademarks and copyrights of Twin Cities Public Television, Inc. The PBS KIDS wordmark and the PBS KIDS Logo are registered trademarks of Public Broadcasting Service. Used with permission.

The contents of this program were developed under a grant from the U.S. Department of Education (PR U295A150012). However, those contents do not necessarily represent the policy of the Department of Education, and you should not assume endorsement by the Federal Government.



Funding for Hero Elementary is provided by a Ready To Learn grant from the U. S. Department of Education.