

Name: _____



Decorate Your Own Drawn In Spider Cookies!




What You Need:

- Large Plate
- Sprinkles
- Spatula/Spoon
- Pretzel sticks
- Cookies
- Sandwich cookies
- Icing (white & other)
- Chocolate chips




1: Make the **SETTING**

Wash your hands. Take your spatula and spread icing on your cookie! Try out some spooky Halloween colors. Then, add sprinkles.




2: Make the **Body**

Place eight pretzel sticks on your icing blob to create spider legs. Then, add your sandwich cookie on top, to make the body.



3: Give It **Eyes**

With a small spoon, add two blobs of white icing to the center of the sandwich cookie. Then, stick a chocolate chip to each white blob to make the pupils.



4: Enjoy!

Now you have magnificent spider cookies just like Lady M and the crew!

