

# Gather At-Home Materials and Printable Prep

## Molly of Denali

Today we will use informational text to explore birds and their habitats.

**Before event day:** Gather at-home materials and make the journal.

**On event day:** Grab your materials, log into zoom with your personalized registration link and get ready for some fun!

### Gather at-home



3 toilet paper tubes  
(or paper towel tubes cut in half)



Piece of yarn, ribbon or string long enough to  
go around child's head



crayons



tape



glue



twigs



dry leaves



dry grass

Handful of each of the following:



Brown bag or any paper cut  
into a circle and large enough  
for your child to sit in.

Optional: Cut any extra  
leftover pieces into strips

### Printables

#### Bird Field Guide

No printer? Just create your own using  
the pages as a template.



First page




Second page



Third page

#### Move Like a Bird Card Game

Optional printable – Game will be played during  
event and can be printed for further fun at home.



### Prep Ahead

#### How to put together Bird Field Guide

1. Fold each page so pictures are back to back.
2. Place folded pages one behind the other and staple the open ends together as shown.



#### Get into Character: Bird Beaks

1. Flatten the bottom end of the tube, then cut sides at an angle to look like a beak.
2. Make a hole on each side of the top of the tube and tie  $\frac{1}{2}$  of the string.
3. Let's get into character... chirp, chirp!



#### Spotting Scope

Tape two tubes together.





# Move Like a Bird



**Learning Goal:** Demonstrates use of large muscles to move in the environment.

**How to Play:** Cut cards along the dotted lines, then crumple up each card to look like an egg. Pick an "egg" and move like a bird!

**Hop like a Blue Jay**



**Drop like a berry**



**Splash in the birdbath**



**Chirp like a baby bird**



**Peck like a Woodpecker**



**Fly like a Cardinal**





# to Birds

by Molly Shahnyaa Mabray  
and



NAME \_\_\_\_\_



## Table of Contents

[illegible]

# Northern Cardinal

Name of bird



## WHAT IT LOOKS LIKE

### Identifying Features:



## WHAT IT SOUNDS LIKE

### Calls and Songs:

- “cheer, cheer, cheer”
- “birdie, birdie, birdie”

## WHERE IT LIVES

### Habitat:

- edge of forests
- overgrown fields
- backyards

## INTERESTING FACTS:

Cardinals protect their territory against intruders. Often when they see their reflections in a window or shiny surface they will bump into it as if it were an intruder.


# Blue Jay

Name of bird



## WHAT IT LOOKS LIKE

### Identifying Features:



## WHAT IT SOUNDS LIKE

### Calls and Songs:

- Loud hawk mimic “jeer, jeer”
- Whisper song “click, click”

## WHERE IT LIVES

### Habitat:

- forest
- near oak trees

## INTERESTING FACTS:


Blue Jays have loud calls that mimic the calls of hawks to tell other jays that a hawk is around. They also have soft, quiet whisper songs.



\_\_\_\_\_  
Name of bird

## WHAT IT LOOKS LIKE

Identifying Features:



## WHAT IT SOUNDS LIKE

Calls and Songs:

## WHERE IT LIVES

Habitat:

## INTERESTING FACTS:



\_\_\_\_\_  
Name of bird

## WHAT IT LOOKS LIKE

Identifying Features:



## WHAT IT SOUNDS LIKE

Calls and Songs:

## WHERE IT LIVES

Habitat:

## INTERESTING FACTS:

